



### District Report Card: 2017


<b>State:</b> Odisha	<b>District:</b> Dhenkanal
<b>Class:</b> 8	<b>Subject:</b> Language
<b>Schools:</b> 48	<b>Students:</b> 1361


### Participation/Coverage


#### Students

<div>GENDER</div> <div></div>	Boys		Girls	
	Number	%	Number	%
	652	47.91	709	52.09

<div>AREA</div> <div></div>	Rural		Urban	
	Number	%	Number	%
	1245	91.48	116	8.52

<div>CATEGORY</div> <div></div>	SC		ST		OBC		GEN	
	Number	%	Number	%	Number	%	Number	%
	271	19.91	264	19.40	642	47.17	184	13.52

<div>CWSN</div> <div></div>	LD	VI	HI	S&LD	ID	Oth
	3	6	0	1	5	3

<div>Management</div> <div></div>	Government		Government-aided	
	Number	%	Number	%
	1017	74.72	344	25.28

### Average Performance of Students in Language (%)

Overall	Gender		Area		Management		Social Group			
	Male	Female	Rural	Urban	Govt.	Aided	SC	ST	OBC	GEN
52.78	52.49	53.05	52.82	52.36	53.04	52.02	44.75	43.74	59.23	55.11

### Performance on Learning Outcomes (LOs)

Learning Outcomes	Description	Average Performance(%)
L813	Read textual/non-textual materials with comprehension and identifies the details, characters, main idea and sequence of ideas and events while reading	52.78

Range of Performance of Students who Answered Correctly							
Below 30%		30% - 50%		50% - 75%		Above 75%	
Number	%	Number	%	Number	%	Number	%
259	19.03	303	22.26	521	38.28	278	20.43

### Lowest Performing Learning Outcomes (LOs)

1 - Read textual/non-textual materials with comprehension and identifies the details, characters, main idea and sequence of ideas and events while reading (52.78)